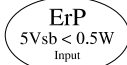



ACE-A130C

300 W PS/2 ATX Power Supply with ErP



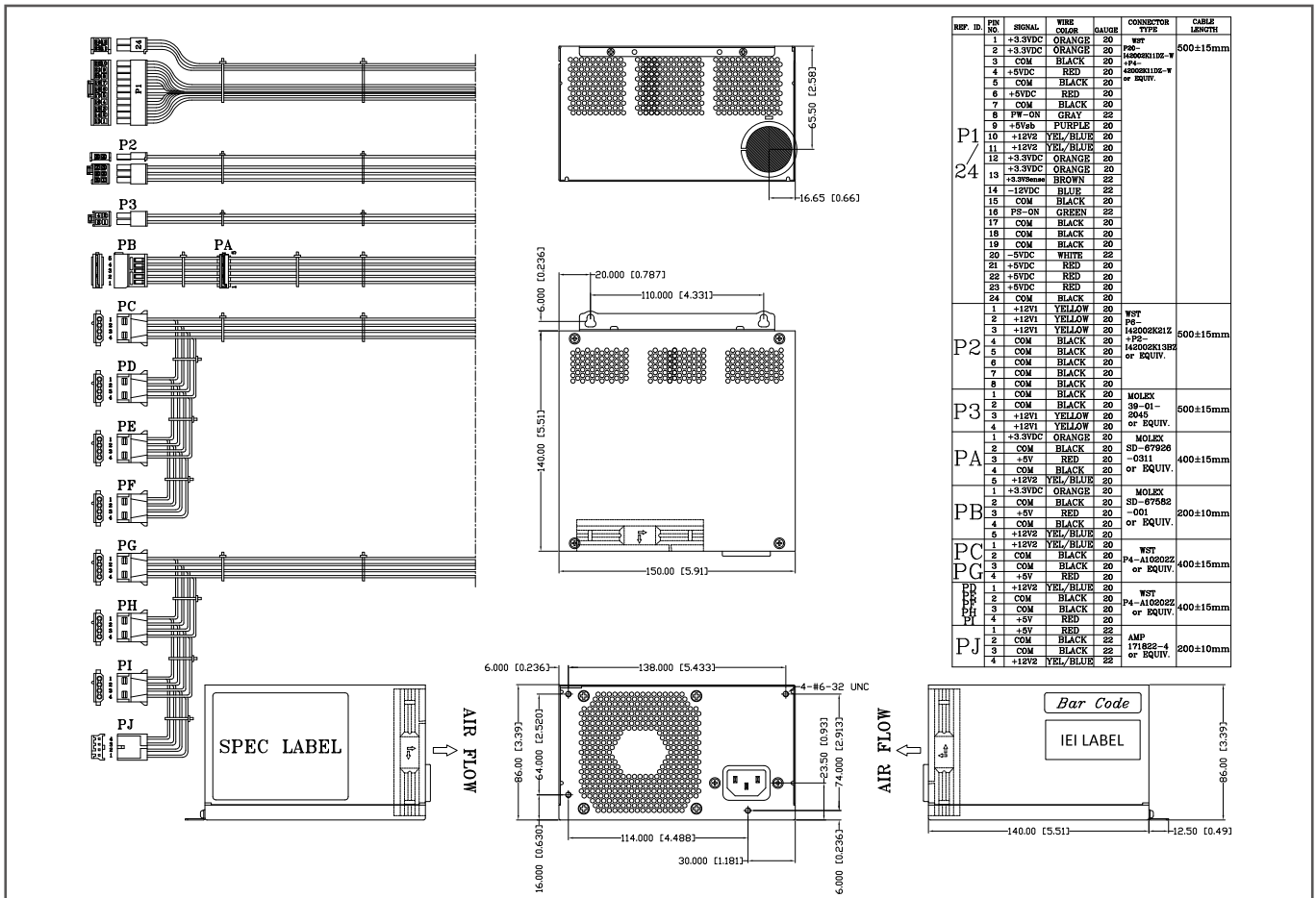
Specifications

Input	Voltage	90~264 VAC Full Range		
	Frequency	47 Hz ~ 63 Hz		
	Input Current	4A (RMS)@115VAC, 2A (RMS)@230VAC		
	Inrush Current	80A max. for 115VAC, 160A max. for 230VAC		
Output	Voltage	Min. load	Max. load	Ripple & Noise
	+3.3V	0 A	19 A	50mV
	+5V	0.2 A	16 A	50mV
	+12V1	0.05 A	17 A	120mV
	+12V2	0 A	17 A	120mV
	-12V	0 A	0.5A	120mV
	+5VSB	0 A	3 A	50mV
	-5V	0 A	0.1 A	100mV
	Total combined output of +3.3V and +5V is ≤103W			
Total output for this power supply is 300 watts				
Over Voltage Protection	+3.3V:	3.76V-4.3V		
	+5V:	5.74V-7.0V		
	+12V1 and +12V2:	13.4V-15.6V		
Short Circuit Protection	+3.3V, +5V, +12V shutdown and latch off			
Watt	300W			
PFC	Active			
Hold-up Time	16 ms min.			
Efficiency	87%			
MTBF	100,000 hours			
Temperature	Operating: 0°C ~ 50°C			
	Storage: -40°C ~ 70°C			
Dimensions (mm)	140 x 150 x 86			
Output Connector	1 x 20+4-PIN ATX, 1 x 4-pin 12V CPU, 7 x HDD/CDROM, 1 x Graphics card power, 1 x FDD, 2 x SATA			
General Specifications	Watt			
PFC				
Hold-up Time				
Efficiency				
MTBF				
Temperature				
Dimensions (mm)				
Output Connector				

Ordering Information

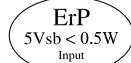

Part No.	Description
ACE-A130C-R10	300W PS/2 ATX Power Supply with ERP&PFC, meets 80 plus (Gold), RoHS

Dimensions (Unit: mm)



ACE-A130C-S

300 W PS/2 ATX Power Supply with ErP



Specifications

Input	Voltage	90~264 VAC Full Range		
Frequency	47 Hz ~ 63 Hz			
Input Current	4A (RMS)@115VAC, 2A (RMS)@230VAC			
Inrush Current	80A max. for 115VAC, 160A max. for 230VAC			
Output	Voltage	Min. load	Max. load	Ripple & Noise
	+3.3V	0 A	19 A	50mV
	+5V	0.2 A	16 A	50mV
	+12V1	0.05 A	17 A	120mV
	+12V2	0 A	17 A	120mV
	-12V	0 A	0.5A	120mV
	+5VSB	0 A	3 A	50mV
	-5V	0 A	0.1 A	100mV
Total combined output of +3.3V and +5V is ≤103W				
Total output for this power supply is 300 watts				
Over Voltage Protection	+3.3V:	3.76V-4.3V		
	+5V:	5.74V-7.0V		
	+12V1 and +12V2:	13.4V-15.6V		
Short Circuit Protection	+3.3V, +5V, +12V shutdown and latch off			
	Watt			
General Specifications	PFC	Active		
	Hold-up Time	16 ms min.		
Efficiency	87%			
MTBF	100,000 hours			
Temperature	Operating: 0°C ~ 50°C			
	Storage: -40°C ~ 70°C			
Dimensions (mm)	140 x 150 x 86			
Output Connector	1 x 20+4-PIN ATX, 1 x 4-pin 12V CPU, 7 x HDD/CDROM, 1 x Graphics card power, 1 x FDD, 2 x SATA			

Ordering Information

Part No.	Description
ACE-A130C-S-R10	300W PS/2 ATX Power Supply with ERP/PFC & on/off switch, meets 80 plus (Gold), RoHS

Dimensions (Unit: mm)

