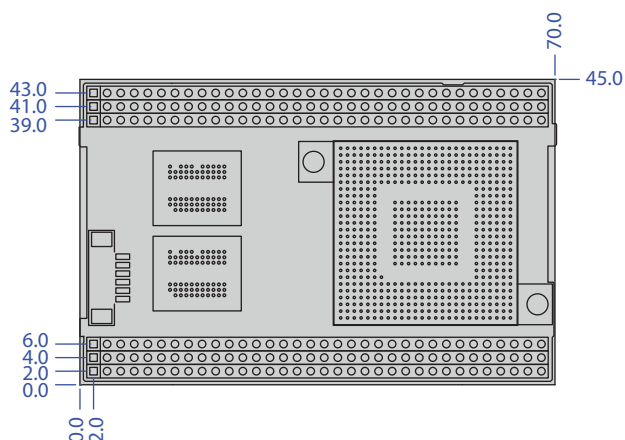



# VSX-DIP-ISA-V2



Unit: mm

## Specifications

<b>SoC</b>	DM&P SoC CPU Vortex86SX- 300MHz Real Time Clock with Lithium Battery Backup
<b>Cache</b>	L1:16K I-Cache, 16K D-Cache
<b>Bus</b>	ISA interface
<b>BIOS</b>	AMI BIOS
<b>System Memory</b>	128/256MB DDR2 Onboard
<b>Watchdog Timer 0 &amp; 1 Sets</b>	Software programmable from 30.5 $\mu$ sec. to 512 sec. x 2 sets (Watchdog 1 fully compatible with M6117D)
<b>LAN</b>	Integrated 10/100Mbps Ethernet
<b>Flash Disk Support</b>	Onboard 2MB SPI Flash Disk
<b>I/O Interface</b>	Enhanced IDE port (UltraDMA-100/66/33) x1 RS-232 port x5 USB port x4 16-bit GPIO port x2
<b>Connectors</b>	1.25mm 6-pin wafer for JTAG x1
<b>Power Requirement</b>	Single Voltage +5V @ 340mA
<b>Weight</b>	23g
<b>Board Size</b>	70 x 45mm (2.75 x 1.77 inches)
<b>Operating Temperature</b>	-20°C ~ +70°C -40°C ~ +85°C (Optional)

## Packing List

- VSX-DIP-ISA-V2 x1

## Ordering Information

- VSX-DIP-ISA-V2** Vortex86SX DIP-204pin-ISA CPU Module with 128MB DDR2

## DIP-204pin-ISA Module

DIP-204pin-ISA module, measured at only 70 x 45mm, is designed particularly as the kernel for the diverse expandable applications. Through 6 rows of 34pin connector, DIP-204pin-ISA module is able to provide multiple functions, such as PCI BUS, RS-232, IDE, LAN, USB and GPIO.

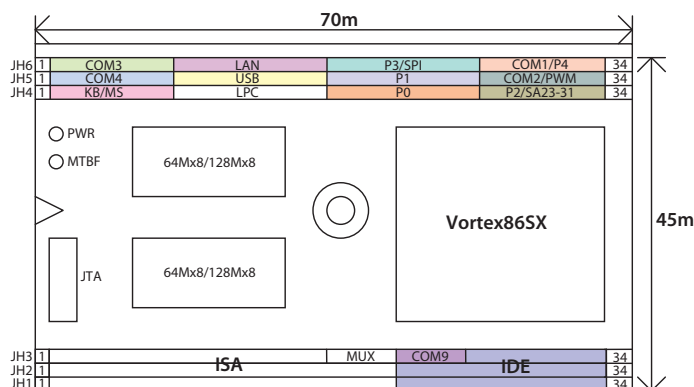
To assist users easily adapt DIP-204pin-ISA Module into their applications, ICOP offers the complete development board for DIP-204pin-ISA Module. ICOP also supplies customers with the referential circuit diagram reducing their time and effort during the development process.

Please visit the website below for further information

<http://www.dmp.com.tw/tech/vortex86sx/>

As to the referential circuit drawing, please contact [info@icop.com.tw](mailto:info@icop.com.tw)

### VSX-DIP-ISA-V2



### DIP-204pin-ISA Signal Assignment

Pin	JH1	JH2	JH3	JH4	JH5	JH6
1	VCC-IN	VCC-IN	VCC3-OUT	VBATT	DCD4\	DCD3\
2	SD7	SD8	SA19	PWRGD	RXD4\	RXD3\
3	SD6	SD9	SA18	SPEAKER	TXD4\	TXD3\
4	SD5	SD10	SA17	KBCLK	DTR4\	DTR3\
5	SD4	SD11	SA16	KBDATA	DSR4\	DSR3\
6	SD3	SD12	SA15	MSCLK	RTS4\	RTS3\
7	SD2	SD13	SA14	MSDATA	CTS4\	CTS3\
8	SD1	SD14	SA13	24MHZ	RI4\	RI3\
9	SD0	SD15	SA12	LINK/ACTIVE	GND	GND
10	RSTDRV	IRQ5	SA11	DUPLEX	LANTX+	LANTX-
11	AEN	IRQ6	SA10	LFRAME-	LANRX+	LANRX-
12	SMEMW	IRQ7	SA9	LDRQ-	LUSBD0+	LUSBD0-
13	SMEMR	IRQ9	SA8	SERIRQ	LUSBD1+	LUSBD1-
14	IOW	IRQ12	SA7	LAD0	LUSBD2+	LUSBD2-
15	IOR	IRQ15	SA6	LAD1	LUSBD3+	LUSBD3-
16	REFRESH	MUX1	SA5	LAD2	GND	GND
17	SYSCLK	MUX2	SA4	GP00	GP10	SPICS
18	OSC	MUX3	SA3	GP01	GP11	SPICLK
19	MEMCS16	MUX4	SA2	GP02	GP12	SPIDO
20	IOCS16	MUX5	SA1	GP03	GP13	SPIDI
21	SBHE	MUX6	SA0	GP04	GP14	GP34
22	ROMCS	GPCS0	GPCS1	GP05	GP15	GP35
23	GND	GND	GND	GP06	GP16	GP36
24	IDESA0	IDESA1	TXD9\	GP07	GP17	GP37
25	IDED0	IDED8	RXD9\	LAD3	DCD2\	DCD1\
26	IDED1	IDED9	IDESA2	GP20	RXD2\	RXD1\
27	IDED2	IDED10	IDERST	GP21	TXD2\	TXD1\
28	IDED3	IDED11	IDEINT	GP22	DTR2\	DTR1\
29	IDED4	IDED12	IDEREQ	GP23	DSR2\	DSR1\
30	IDED5	IDED13	IDERDY	GP24	RTS2\	RTS1\
31	IDED6	IDED14	IDEIOW	GP25	CTS2\	CTS1\
32	IDED7	IDED15	IDEACK	GP26	RI2\	RI1\
33	IDECS0	IDECS1	IDECBLID	GP27	TXDEN2	TXDEN1
34	GND	GND	IDEIOR	VCC1.8-OUT	GND	GND

### DIP-204pin-ISA Signal Assignment (Optional)

Pin	JH4	JH5	JH6
1	VBATT	DCD4\	DCD3\
2	PWRGD	RXD4\	RXD3\
3	SPEAKER	TXD4\	TXD3\
4	KBCLK	DTR4\	DTR3\
5	KBDATA	DSR4\	DSR3\
6	MSCLK	RTS4\	RTS3\
7	MSDATA	CTS4\	CTS3\
8	24MHZ	RI4\	RI3\
9	LINK/ACTIVE	GND	GND
10	DUPLEX	LANTX+	LANTX-
11	LFRAME-	LANRX+	LANRX-
12	LDRQ-	LUSBD0+	LUSBD0-
13	SERIRQ	LUSBD1+	LUSBD1-
14	LAD0	LUSBD2+	LUSBD2-
15	LAD1	LUSBD3+	LUSBD3-
16	LAD2	GND	GND
17	GP00	GP10	GP30
18	GP01	GP11	GP31
19	GP02	GP12	GP32
20	GP03	GP13	GP34
21	GP04	GP14	GP34
22	GP05	GP15	GP35
23	GP06	GP16	GP36
24	GP07	GP17	GP37
25	LAD3	PWM0CLK	GP40
26	SA24	PWM2CLK	GP44
27	SA25	PWM0OUT	GP41
28	SA26	PWM2OUT	GP45
29	SA27	PWM0GATE	GP46
30	SA28	PWM1OUT	GP42
31	SA29	PWM1GATE	GP47
32	SA30	PWM1CLK	GP43
33	SA31	PWM2GATE	TXDEN1
34	VCC1.8-OUT	GND	GND

- 1 µProcessor Module
- 2 Mity/Tiny CPU Module
- 3 PC/104 CPU Module
- 4 Half-Size CPU Module
- 5 3.5" CPU Module
- 6 Peripheral Module
- 7 Display Product Series
- 8 Accessories & Technical Information